



VILLAGE OF CLARENDON HILLS
CLARENDON HILLS FIREFIGHTERS PENSION FUND

Actuarial Valuation Report

For the Year

Beginning May 1, 2010

And Ending April 30, 2011

Timothy W. Sharpe, Actuary, Geneva, IL (630) 262-0600

TABLE OF CONTENTS

	<u>Page</u>
Introduction	3
Summary of Results	4
Actuarial Valuation of Assets	6
Asset Changes During Prior Year	7
Normal Cost	8
Accrued Liability	9
Tax Levy Requirement	10
Summary of Plan Participants	11
Duration	12
Projected Pension Payments	12
Summary of Plan Provisions	13
Actuarial Method	14
Actuarial Assumptions	15
GASB Statements No. 25 & 27 Disclosure	16

INTRODUCTION

Fire-sworn personnel of the Village of Clarendon Hills are covered by the Firefighters Pension Plan that is a defined-benefit, single-employer pension plan. The purpose of this report is to disclose the Tax Levy Requirement and GASB Statements No. 25 & 27 financial information and related actuarial information for the year beginning May 1, 2010, and ending April 30, 2011.

The valuation results reported herein are based on plan provisions in effect as of May 1, 2010, the employee data furnished by the Village, the financial data provided by the Fund's trustee and the actuarial methods and assumptions described later in this report. I hereby certify that this report is complete and accurate and fairly presents the actuarial position of the Fund as of April 30, 2010, in accordance with generally accepted actuarial principles and procedures. In my opinion, the assumptions used are reasonably related to the experience of the Plan and to reasonable expectations.

Respectfully submitted,

Timothy W. Sharpe, EA, MAAA
Enrolled Actuary No. 08-4384

Date

SUMMARY OF RESULTS

There were no changes with respect to Plan Provisions, Actuarial Methods or Actuarial Assumptions from the prior year.

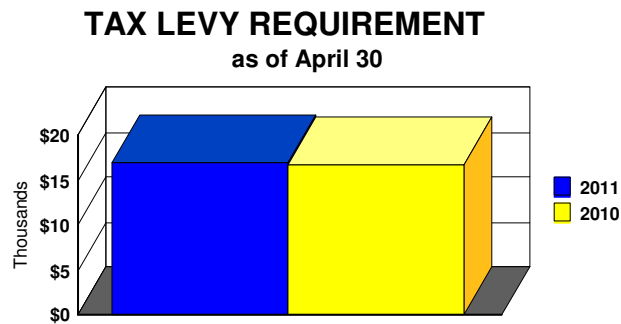
There were no unexpected changes with respect to the participants included in this actuarial valuation (0 new members, 0 terminations, 0 retirements, 0 incidents of disability, annual payroll increase 3.9%, average salary increase 3.9%).

There were no unexpected changes with respect to the Fund's investments from the prior year (annual investment return 4.63%).

The Village's Tax Levy Requirement has increased slightly from \$16,819 last year to \$16,900 this year (0.5%). The increase in the Tax Levy is due to the increase in salaries. The Percent Funded has increased from 85.8% last year to 87.6% this year.

SUMMARY OF RESULTS (Continued)

	For Year Ending April 30	
	<u>2011</u>	<u>2010</u>
Tax Levy Requirement	\$ 16,900	\$ 16,819
	as of May 1	
	<u>2010</u>	<u>2009</u>
Village Normal Cost	9,324	8,973
Anticipated Employee Contributions	10,526	10,132
Accrued Liability	923,969	873,347
Actuarial Value of Assets	809,007	749,542
Unfunded Accrued Liability/(Surplus)	114,962	123,805
Amortization of Unfunded Accrued Liability/(Surplus)	6,397	6,673
Percent Funded	87.6%	85.8%
Annual Payroll	\$ 111,330	\$ 107,157

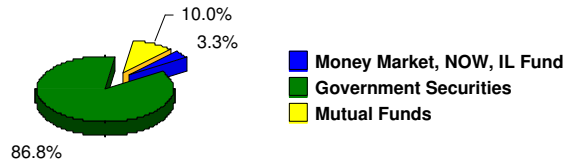


ACTUARIAL VALUATION OF ASSETS

		as of May 1	
		<u>2010</u>	<u>2009</u>
Money Market, NOW, IL Fund	\$	26,223	\$ 105,374
Certificates of Deposit		0	98,000
Government Securities		699,560	543,943
Mutual Funds		80,207	0
Interest Receivable		<u>3,017</u>	<u>2,225</u>
Actuarial Value of Assets	\$	<u>809,007</u>	\$ <u>749,542</u>

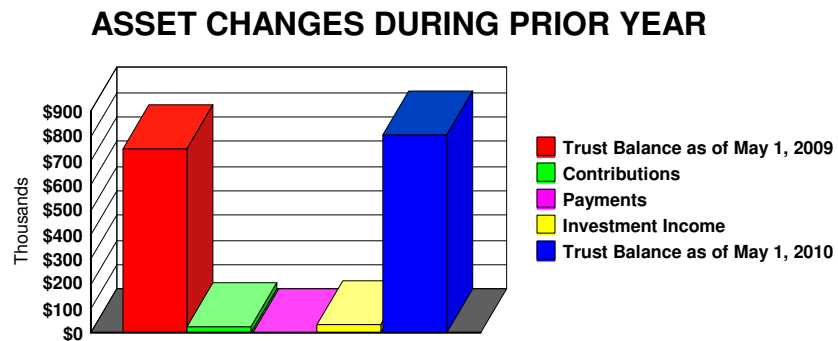
SUMMARY OF ASSETS

As Of May 1, 2010



ASSET CHANGES DURING PRIOR YEAR

Trust Balance as of May 1, 2009		\$	749,542
Contributions			
Village	15,235		
Employee	<u>10,916</u>		
Total			26,151
Payments			
Benefit Payments	0		
Expenses	<u>1,942</u>		
Total			1,942
Investment Income			<u>35,257</u>
Trust Balance as of May 1, 2010		\$	<u>809,007</u>
Approximate Annual Rate of Return			4.63%

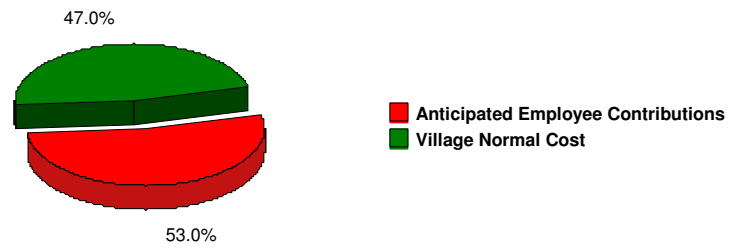


NORMAL COST

The Normal Cost is the actuarial present value of the portion of the projected benefits that are expected to accrue during the year based upon the actuarial valuation method and actuarial assumptions employed in the valuation.

		as of May 1	
		<u>2010</u>	<u>2009</u>
Total Normal Cost	\$	19,850	\$ 19,105
Anticipated Employee Contributions		<u>10,526</u>	<u>10,132</u>
Village Normal Cost		<u>9,324</u>	<u>8,973</u>
Normal Cost Payroll	\$	111,330	\$ 107,157
Village Normal Cost Rate		8.38%	8.38%
Total Normal Cost Rate		17.83%	17.83%

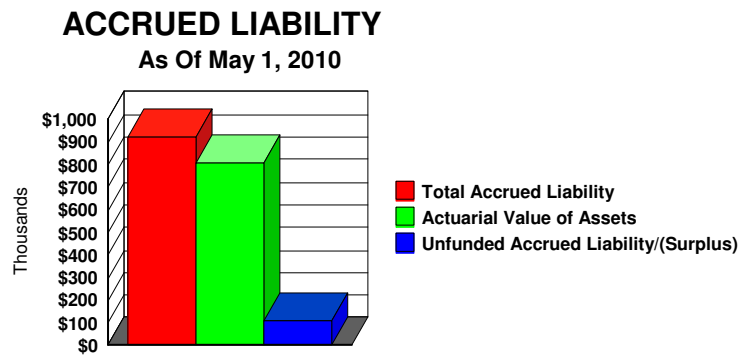
NORMAL COST As Of May 1, 2010



ACCRUED LIABILITY

The Accrued Liability is the actuarial present value of the portion of the projected benefits that has been accrued as of the valuation date based upon the actuarial valuation method and actuarial assumptions employed in the valuation. The Unfunded Accrued Liability is the excess of the Accrued Liability over the Actuarial Value of Assets.

	as of May 1	
Accrued Liability	<u>2010</u>	<u>2009</u>
Active Employees	\$ 923,969	\$ 873,347
Children Annuities	0	0
Disability Annuities	0	0
Retirement Annuities	0	0
Surviving Spouse Annuities	0	0
Terminated Vested Annuities	<u>0</u>	<u>0</u>
Total Annuities	0	0
Total Accrued Liability	923,969	873,347
Actuarial Value of Assets	<u>809,007</u>	<u>749,542</u>
Unfunded Accrued Liability/(Surplus)	\$ <u>114,962</u>	\$ <u>123,805</u>
Percent Funded	87.6%	85.8%

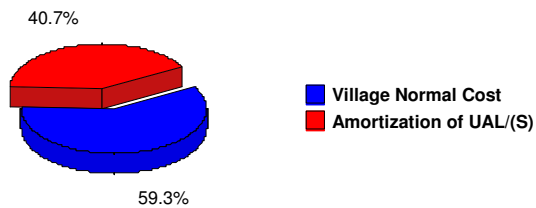


TAX LEVY REQUIREMENT

The Tax Levy Requirement is determined as the annual contribution necessary to fund the normal cost, plus the amount to amortize the unfunded accrued liability as a level percentage of payroll over a forty (40) year period which commenced in 1993, plus an adjustment for interest.

	For Year Ending April 30	
	<u>2011</u>	<u>2010</u>
Village Normal Cost as of Beginning of Year	\$ 9,324	\$ 8,973
Amortization of Unfunded Accrued Liability/(Surplus)	6,397	6,673
Interest for One Year	<u>1,179</u>	<u>1,173</u>
Tax Levy Requirement as of End of Year	\$ <u>16,900</u>	\$ <u>16,819</u>

TAX LEVY REQUIREMENT For Fiscal Year Ending April 30, 2011



SUMMARY OF PLAN PARTICIPANTS

The actuarial valuation of the Plan is based upon the employee data furnished by the Village.
 The information provided for Active participants included:

- Name
- Sex
- Date of Birth
- Date of Hire
- Compensation
- Employee Contributions

The information provided for Inactive participants included:

- Name
- Sex
- Date of Birth
- Date of Pension Commencement
- Monthly Pension Benefit
- Form of Payment

Membership	<u>2010</u>	<u>2010</u>	<u>2009</u>	<u>2009</u>
Current Employees				
Vested	1		1	
Nonvested	<u>0</u>		<u>0</u>	
Total	<u>1</u>		<u>1</u>	
Inactive Participants				
		<u>Annual Benefits</u>		<u>Annual Benefits</u>
Children	0 \$	0	0 \$	0
Disabled Employees	0	0	0	0
Retired Employees	0	0	0	0
Surviving Spouses	0	0	0	0
Terminated Vesteds	<u>0</u>	<u>0</u>	<u>0</u>	<u>0</u>
Total	<u>0</u>	<u>0</u>	<u>0</u>	<u>0</u>
Annual Payroll	\$	111,330	\$	107,157

SUMMARY OF PLAN PARTICIPANTS (Continued)

Age and Service Distribution

Service Age	0-4	5-9	10-14	15-19	20-24	25-29	30+	Total	Salary
55-59					1			1	111,330
60+									
Total	<u>0</u>	<u>0</u>	<u>0</u>	<u>0</u>	<u>1</u>	<u>0</u>	<u>0</u>	<u>1</u>	<u>111,330</u>
Salary					111,330				

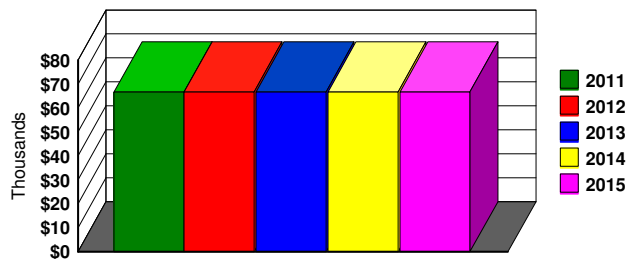
Average Age: 55.0 Average Service: 24.0

DURATION (years) Active Members: 11.6 Retired Members: NA All Members: 11.6

PROJECTED PENSION PAYMENTS

<u>2011</u>	<u>2012</u>	<u>2013</u>	<u>2014</u>	<u>2015</u>
\$66,798	\$66,798	\$66,798	\$66,798	\$66,798

PROJECTED PENSION PAYMENTS
2011-2015



SUMMARY OF PLAN PROVISIONS

The Plan Provisions have not been changed from the prior year.

The Village of Clarendon Hills Firefighters Pension Fund was created and is administered as prescribed by "Article 4. Firefighters' Pension Fund - Municipalities 500,000 and Under" of the Illinois Pension Code (Illinois Compiled Statutes, 1992, Chapter 40). A brief summary of the plan provisions is provided below.

Employees attaining the age of (50) or more with (20) or more years of creditable service are entitled to receive an annual retirement benefit of one-half of the salary attached to the rank held on the last day of service. The pension shall be increased by (1/12) of (2.5%) of such monthly salary for each additional month of service over (20) years up to (30) years, to a maximum of (75%) of such monthly salary.

Employees with at least (10) years but less than (20) years of credited service may retire at or after age (60) and receive a reduced benefit ranging from (15%) of final salary for (10) years of service to (45.6%) for 19 years of service.

Surviving spouses receive (100%) of final salary for fatalities resulting from an act of duty, or otherwise the greater of (54%) of final salary or the monthly retirement pension that the deceased firefighter was receiving at the time of death. Surviving children receive (12%) of final salary. The maximum family survivor benefit is (75%) of final salary.

Employees disabled in the line of duty receive (65%) of final salary.

The monthly pension of a covered employee who retired with (20) or more years of service after January 1, 1977, shall be increased annually, following the first anniversary date of retirement and be paid upon reaching the age of at least (55) years, by (3%) of the amount of the pension payable at the time of the increase.

Employees are required to contribute (9.455%) of their base salary to the Firefighters' Pension Plan. If an employee leaves covered employment with less than twenty (20) years of service, accumulated employee contributions may be refunded without accumulated interest.

ACTUARIAL METHODS

The Actuarial Methods used for determining the Tax Levy and GASB Statements No. 25 & 27 financial disclosure have not been changed from the prior year. The Actuarial Method employed for this valuation is as follows:

Entry Age Normal Cost Method

Under the Entry Age Normal Cost Method the Normal Cost for each participant is computed as the level percentage of pay which, if paid from the earliest age the participant is eligible to enter the plan until retirement or termination, will accumulate with interest to sufficiently fund all benefits under the plan. The Normal Cost for the plan is determined as the greater of a) the sum of the Normal Costs for all active participants, and b) 17.5% of the total payroll of all active participants.

The Accrued Liability is the theoretical amount that would have accumulated had annual contributions equal to the Normal Cost been paid. The Unfunded Accrued Liability is the excess of the Accrued Liability over the plan's assets. Experience gains or losses adjust the Unfunded Accrued Liability.

ACTUARIAL ASSUMPTIONS

The Actuarial Assumptions used for determining the Tax Levy Requirement and GASB Statements No. 25 & 27 Disclosure Information are the same and have not been changed from the prior year. The Actuarial Assumptions employed for this valuation are as follows:

Valuation Date	May 1, 2010
Asset Valuation Method	Market Value
Investment Return	7.50%
Salary Scale	5.00%
Mortality	1971 Group Annuity Mortality Table
Withdrawal	State of Illinois DOI Experience Rates
Disability	State of Illinois DOI Experience Rates
Retirement	State of Illinois DOI Experience Rates (100% by Age 62)
Marital Status	80% Married, Spouse Same Age
Plan Expenses	None

Sample Annual Rates Per 100 Participants

<u>Age</u>	<u>Mortality</u>	<u>Withdrawal</u>	<u>Disability</u>	<u>Retirement</u>
20	0.05	4.02	0.17	
30	0.81	2.56	0.20	
40	0.16	1.14	0.30	
50	0.53		0.62	20.00
60	1.31		1.84	83.33
62	1.59			100.00

GASB STATEMENTS NO. 25 & 27 DISCLOSURE INFORMATION

The Governmental Accounting Standards Board (GASB) issued Statements No. 25 & 27 that established generally accepted accounting principles for the annual financial statements for defined benefit pension plans. The required information is as follows:

Membership in the plan consisted of the following as of:

	<u>April 30, 2010</u>	<u>April 30, 2009</u>
Retirees and beneficiaries receiving benefits	0	0
Terminated plan members entitled to but not yet receiving benefits	0	0
Active vested plan members	1	1
Active nonvested plan members	<u>0</u>	<u>0</u>
Total	<u>1</u>	<u>1</u>
Number of participating employers	1	1

SCHEDULE OF FUNDING PROGRESS

Actuarial Valuation Date	Actuarial Value of Assets (a)	Actuarial Accrued Liability (AAL) -Entry Age (b)	Unfunded AAL (UAAL) (b-a)	Funded Ratio (a/b)	Covered Payroll (c)	UAAL as a Percentage of Covered Payroll ((b-a)/c)
04/30/08	729,995	819,341	89,346	89.1%	103,036	86.7%
04/30/09	749,542	873,347	123,805	85.8%	107,157	115.5%
04/30/10	809,007	923,969	114,962	87.6%	111,330	103.3%

GASB STATEMENTS NO. 25 & 27 DISCLOSURE INFORMATION (Continued)

ANNUAL PENSION COST AND NET PENSION OBLIGATION

	<u>April 30, 2010</u>	<u>April 30, 2009</u>
Annual required contribution	14,868	16,375
Interest on net pension obligation	(871)	(718)
Adjustment to annual required contribution	<u>641</u>	<u>512</u>
Annual pension cost	14,638	16,169
Contributions made	<u>15,235</u>	<u>18,206</u>
Increase (decrease) in net pension obligation	(597)	(2,037)
Net pension obligation beginning of year	<u>(11,609)</u>	<u>(9,572)</u>
Net pension obligation end of year	<u>(12,206)</u>	<u>(11,609)</u>

THREE-YEAR TREND INFORMATION

Fiscal Year <u>Ending</u>	Annual Pension Cost (APC) <u>Cost (APC)</u>	Percentage of APC <u>Contributed</u>	Net Pension Obligation <u>Obligation</u>
04/30/08	17,586	143.7%	(9,572)
04/30/09	16,169	112.6%	(11,609)
04/30/10	14,638	104.1%	(12,206)

GASB STATEMENTS NO. 25 & 27 DISCLOSURE INFORMATION (Continued)

FUNDING POLICY AND ANNUAL PENSION COST

Contribution rates:

Village	13.684%	16.990%
Plan members	9.455%	Same
Annual pension cost	14,638	16,169
Contributions made	15,235	18,206
Actuarial valuation date	04/30/2010	04/30/2009
Actuarial cost method	Entry age	Same
Amortization period	Level percentage of pay, closed	Same
Remaining amortization period	23 years	24 years
Asset valuation method	Market	Same
Actuarial assumptions:		
Investment rate of return*	7.50%	Same
Projected salary increases*	5.00%	Same
*Includes inflation at	3.00%	Same
Cost-of-living adjustments	3.00% per year	Same