



# CLARENDON HILLS FIRE DEPARTMENT 2015 ANNUAL REPORT



This year was another challenging year for the Clarendon Hills Fire Department. Along with responding to Fire, EMS and Rescue emergencies, the Fire Department performed many other functions for the citizens of Clarendon Hills. We continue to staff 3 people per shift 7 days a week.

The members of the Clarendon Hills Fire Department are all dedicated and highly skilled professionals who provide service in the areas of Fire suppression, Emergency Medical Services, Rescue Services, Fire Prevention, Public Education and CPR.

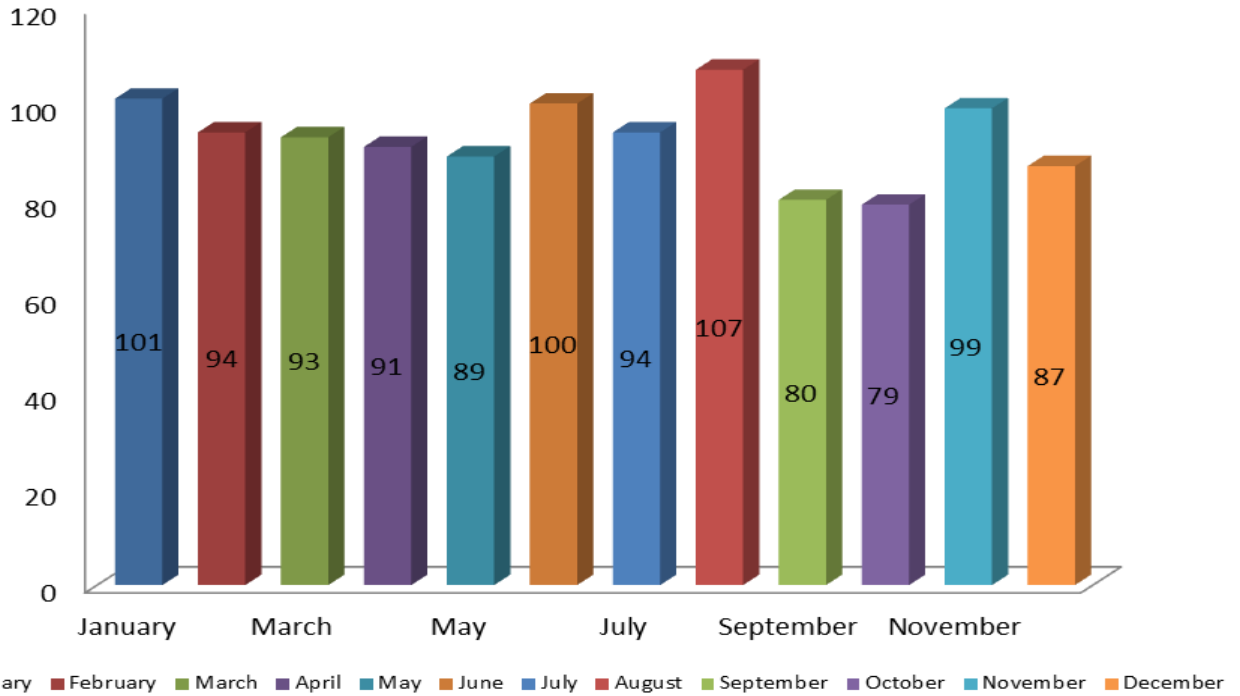
The Clarendon Hills Fire Department responded to 1114 calls for emergency service in 2015. This total includes requests for both Fire and EMS service as well as activated fire alarms. The daily call average for 2014 was 3.05 calls per day.

Fire/Rescue call response emergencies were 478 (42.89%); Ambulance call response emergencies were 512 (45.94%) and Trouble Alarm investigations were 124 (11.12%).

In 2015 there were (2) firefighters injured during an emergency call. There was (0) civilian injuries and (0) deaths as a result of a fire.

The following graphs and other statistics listed in this document provide a breakdown of all services provided to the public by the Clarendon Hills Fire Department in 2015.

## Total Calls for 2015



## Total Calls by Year 1988 to 2015

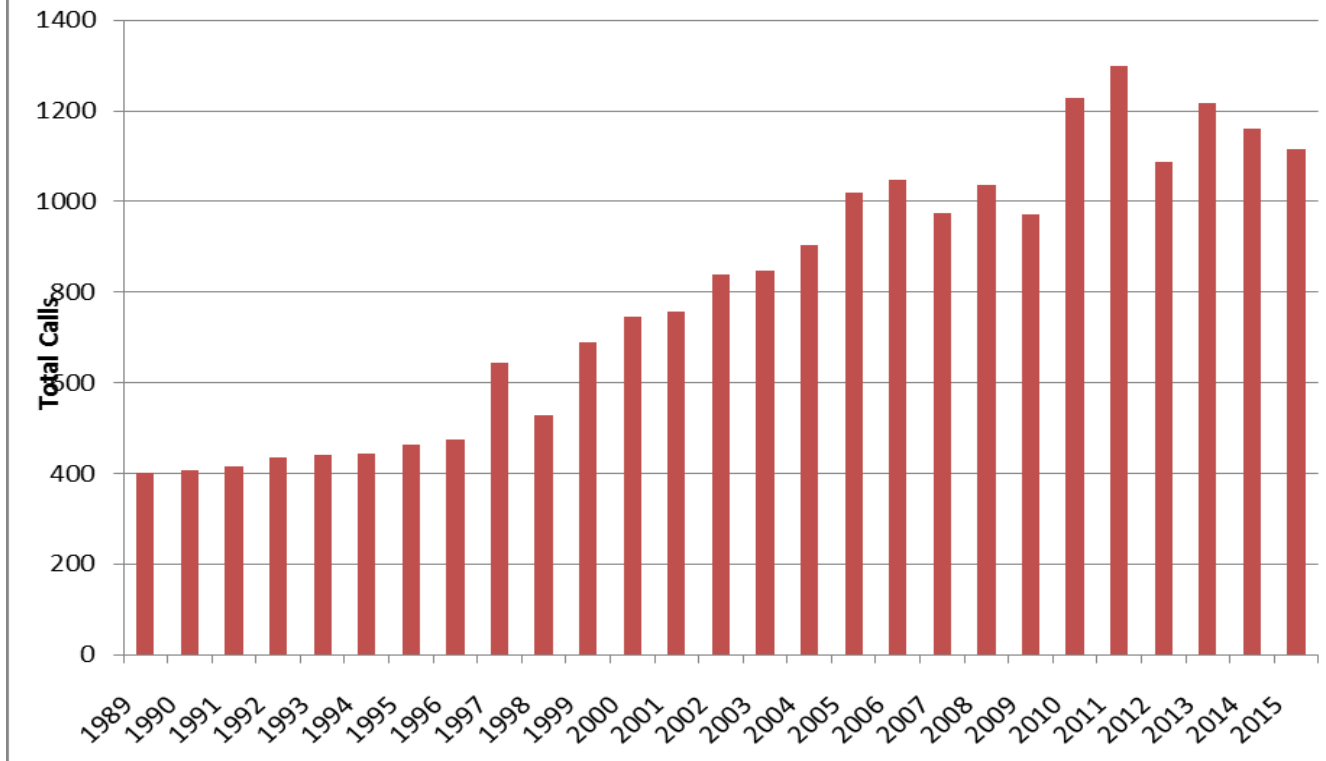
Year	Calls
1988	494
1989	400
1990	407
1991	414
1992	434
1993	440
1994	442

Year	Calls
1995	463
1996	474
1997	644
1998	528
1999	688
2000	746
2001	758

Year	Calls
2002	838
2003	846
2004	905
2005	1018
2006	1049
2007	974
2008	1035

Year	Calls
2009	971
2010	1228
2011	1298
2012	1087
2013	1216
2014	1160
2015	1114

## Total Emergency Responses from 1989 to 2015



## Department Activity and Call Breakdown (2015)

Incident Type Code	Category	Total Count	Pct. of Incidents
<b>1</b>	<b>Fire</b>		
100	Fire, Other	1	0.08%
111	Building Fire	5	0.44%
112	Fire in structure other than in a building	1	0.08%
113	Cooking fire, confined to container	1	0.08%
133	Rail Vehicle fire	1	0.08%
140	Natural vegetation fire, Other	1	0.08%
142	Brush or brush-and grass mixture fire	1	0.08%
151	Outside rubbish, trash or waste fire	1	0.08%
162	Outside equipment fire	1	0.08%
		<b>13</b>	<b>1.16%</b>
<b>3</b>	<b>Rescue &amp; Emergency Medical Service Incident</b>		
320	Emergency medical service, other	1	8.00%
321	EMS call, excluding vehicle accident w/injury	422	37.88%
322	Motor vehicle accident w/injury	36	3.23%
323	Motor vehicle/pedestrian accident (MV Ped)	1	0.08%
324	Motor vehicle accident with no injuries	14	1.25%
353	Removal of victim(s) from stalled elevator	3	0.26%
		<b>477</b>	<b>42.81%</b>

<b>4</b>	<b>Hazardous Condition (No Fire)</b>		
410	Combustible/flammable gas/liquid condition	1	0.08%
411	Gasoline or other flammable liquid spill	2	0.17%
412	Gas leak (natural gas or LPG)	18	1.61%
424	Carbon monoxide incident	4	0.35%
441	Heat from short circuit (wiring)	1	0.08%
444	Power line down	15	1.34%
445	Arching, shorted electrical equipment	6	0.53%
		<b>47</b>	<b>4.21%</b>
<b>5</b>	<b>Service Call</b>		
500	Service Call, other	1	0.08%
511	Lock-out	7	0.62%
522	Water or steam leak	1	0.08%
531	Smoke or odor removal	15	1.34%
541	Animal problem	1	0.08%
542	Animal rescue	2	0.17%
550	Public service assistance, Other	1	0.08%
552	Police matter	1	0.08%
553	Public service	4	0.35%
554	Assist invalid	34	3.05%
555	Defective elevator, no occupants	2	0.17%
561	Unauthorized burning	4	0.35%
571	Cover assignment, standby, move-up	222	19.92%
		<b>295</b>	<b>26.48%</b>
<b>6</b>	<b>Good Intent Call</b>		
600	Good Intent Call, Other	1	0.08%
622	No incident found on arrival at dispatch address	2	0.17%
631	Authorized controlled burning	1	0.08%
650	Steam, Other gas mistaken for smoke, Other	1	0.08%
652	Steam, vapor, fog or dust thought to be smoke	2	0.17%
661	EMS call, party transported by non-fire	1	0.08%
		<b>8</b>	<b>0.71%</b>
<b>7</b>	<b>False Alarm &amp; False Call</b>		
710	Malicious, mischievous false call, Other	1	0.08%
713	Telephone, malicious false alarm	1	0.08%
7301	Trouble Fire Alarm - Due to System Malfunction	113	10.14%
731	Sprinkler activation due to malfunction	1	0.08%
733	Smoke detector activation due to malfunction	13	1.16%
734	Heat detector activation due to malfunction	1	0.08%
735	Alarm system sounded due to malfunction	18	1.61%
7351	Residential Fire Alarm - System Malfunction	14	1.25%
736	CO detector activation due to malfunction	20	1.79%
7401	Trouble Fire Alarm - TX Line/Human Error	11	0.98%
741	Sprinkler activation, no fire	1	0.08%

743	Smoke detector activation, no fire - unintentional	28	2.51%
744	Detector activation, no fire - unintentional	11	0.98%
745	Alarm system activation, no fire - unintentional	21	1.88%
7451	Residential Fire Alarm - Unintentional Human Error	18	1.61%
746	Carbon monoxide detector activation, no CO	2	0.17%
		<b>274</b>	<b>24.59%</b>
<b>Total Incident Count</b>		<b>1114</b>	

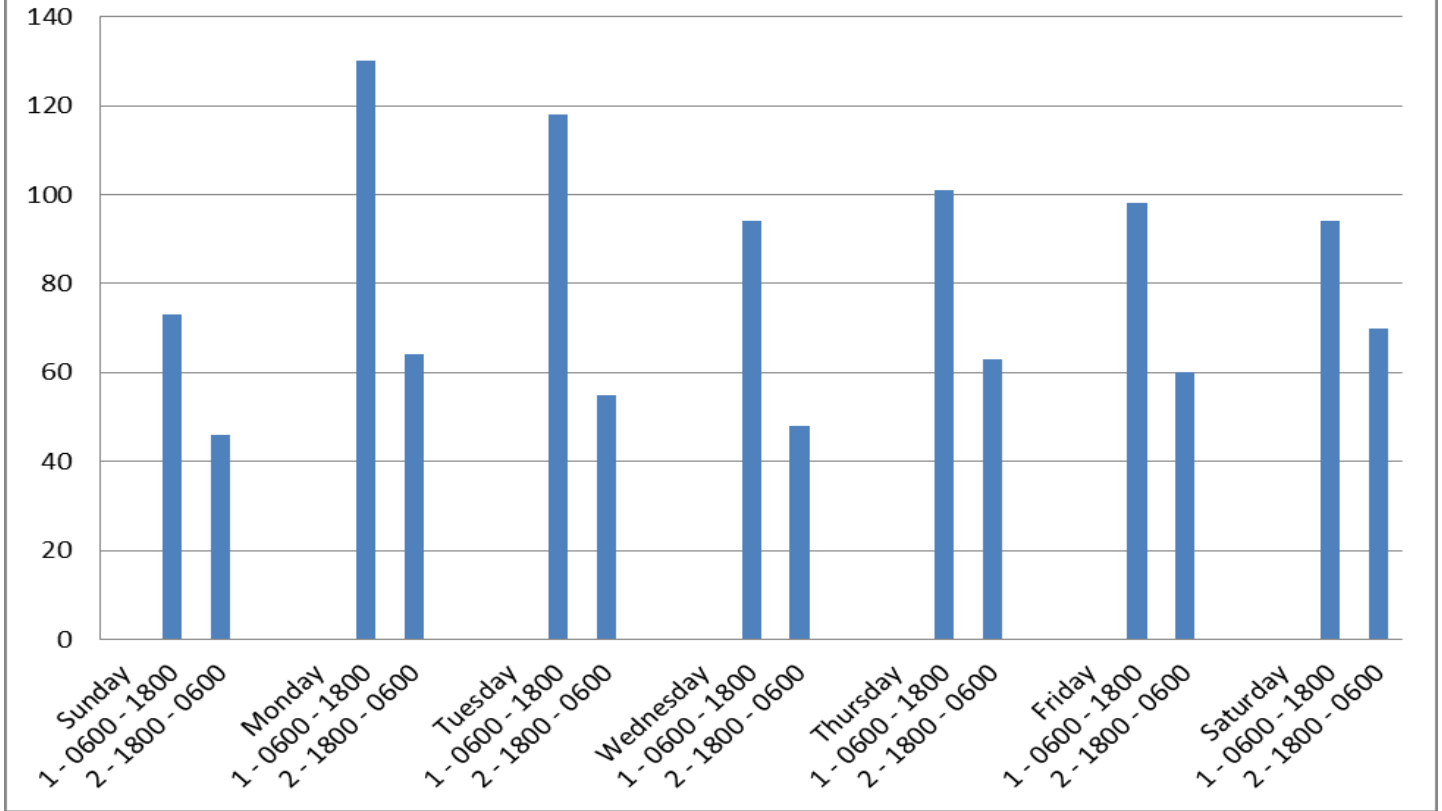
## Incidents Type between 2009 and 2015

Incident Type Period Comparisons	2009	2010	2011	2012	2013	2014	2015
<b>Incident Type</b>							
100 Fire, Other	1	2	0	0	1	0	1
111 Building fire	3	2	2	1	2	1	5
112 Fires in structure other than in a building	0	0	0	0	0	0	1
113 Cooking fire, confined to container	0	2	0	1	3	0	1
114 Chimney or flue fire, confined to chimney or flue	1	0	0	1	0	0	0
116 Fuel burner/boiler malfunction, fire contained	0	0	0	0	1	0	0
118 Trash or rubbish fire, contained	2	1	0	1	1	0	0
130 Mobile property (vehicle) fire, Other	1	0	0	0	0	0	0
131 Passenger vehicle fire	0	0	4	1	2	1	0
140 Natural vegetation fire, Other	0	0	0	0	0	0	1
142 Brush or brush-and-grass mixture fire	0	0	0	1	1	1	1
143 Grass Fire	0	0	1	1	0	0	0
150 Outside rubbish fire, Other	2	0	0	1	2	1	0
151 Outside rubbish, trash or waste fire	2	2	0	1	2	1	1
154 Dumpster or other outside trash receptacle fire	1	0	0	1	0	3	0
160 Special outside fire, Other	3	1	1	1	1	0	0
162 Outside equipment fire	1	1	0	1	2	1	1
173 Cultivated trees or nursery stock fire	1	0	0	0	0	0	0
300 Rescue, EMS incident, other	1	0	0	0	0	0	1
311 Medical assist, assist EMS crew	2	0	1	0	5	0	0
320 Emergency medical service, other	0	0	0	0	1	0	1
321 EMS call, excluding vehicle accident with injury	376	370	393	427	414	389	422
322 Motor vehicle accident with injuries	19	21	19	20	23	15	36
323 Motor vehicle/pedestrian accident (MV Ped)	3	5	3	3	8	3	1
324 Motor Vehicle Accident with no injuries	5	10	13	10	15	23	14
331 Lock-in (if lock out, use 511)	0	0	0	0	0	1	0
350 Extrication, rescue other	0	1	0	0	0	0	0
353 Removal of victim(s) from stalled elevator	5	6	3	1	5	3	3

357 Extrication of victim(s) from machinery	0	0	0	0	0	0	0
360 Water & ice-related rescue, other	0	0	0	0	1	0	0
400 Hazardous condition, Other	0	0	1	0	0	0	0
410 Combustible/flammable gas/liquid condition	0	0	0	0	0	0	1
411 Gasoline or other flammable liquid spill	4	1	0	2	1	0	2
412 Gas leak (natural gas or LPG)	16	23	15	21	15	21	18
413 Oil or other combustible liquid spill	0	0	0	0	0	0	0
421 Chemical hazard no spill or leak)	0	1	0	0	0	0	0
422 Chemical spill or leak	1	0	2	0	0	0	0
423 Refrigeration leak	0	0	0	0	0	0	0
424 Carbon monoxide incident	5	2	2	2	9	3	4
440 Electrical wiring/equipment problem, Other	2	2	3	2	2	2	0
441 Heat from short circuit (wiring), defective/worn	0	0	0	0	2	0	1
442 Overheated motor	0	5	4	2	1	6	0
443 Breakdown of light ballast	0	0	0	1	0	1	0
444 Power line down	13	28	98	6	10	8	15
445 Arcing, shorted electrical equipment	5	25	10	7	6	8	6
463 Vehicle accident, general cleanup	0	0	0	1	0	0	0
500 Service Call, other	0	0	0	0	1	1	1
510 Person in distress, Other	0	0	0	1	0	1	0
511 Lock-out	5	6	7	3	9	5	7
512 Ring or jewelry removal	0	0	1	0	0	0	0
520 Water problem, Other	8	2	1	0	10	0	0
521 Water evacuation	1	0	1	0	4	0	0
522 Water or steam leak	4	3	1	4	4	7	1
531 Smoke or odor removal	16	15	19	17	10	7	15
541 Animal problem	1	0	0	0	0	3	1
542 Animal rescue	0	1	1	0	0	0	1
550 Public service assistance, Other	0	0	0	1	0	0	1
551 Assist police or other governmental agency	2	1	3	1	1	4	0
552 Police matter	1	0	2	0	1	5	1
553 Public service	5	1	16	2	7	6	4
554 Assist invalid	35	36	46	15	16	25	34
555 Defective elevator, no occupants	2	2	2	0	0	0	2
561 Unauthorized burning	0	1	2	0	0	0	4
571 Cover assignment, standby, move up	151	281	293	284	327	316	295
600 Good intent call, Other	1	0	0	0	0	0	1
611 Dispatched & cancelled en-route	3	3	4	2	5	3	0
621 Wrong location	0	1	1	0	4	1	0
622 No Incident found on arrival at dispatch address	4	12	5	3	3	7	2
631 Authorized controlled burning	2	2	1	1	0	0	1
650 Steam Other gas mistaken for smoke, Other	0	0	0	1	0	0	1

651 Smoke scare, odor of smoke	1	1	2	2	2	1	0
652 Steam, vapor, fog or dust thought to be smoke	0	3	1	0	0	2	2
661 EMS call, party transported by non-fire agency	0	1	1	0	0	0	1
671 HazMat release investigation w/no HazMat	0	0	0	1	0	0	0
700 False alarm or false call, Other	0	0	0	0	1	0	0
710 Malicious, mischievous false call, Other	0	1	0	0	2	0	1
711 Municipal alarm system, malicious false alarm	1	0	0	0	1	0	0
713 Telephone, malicious false alarm	0	0	0	0	0	1	1
715 Local alarm system, malicious false alarm	0	0	0	0	0	0	0
730 System malfunction, Other	1	4	0	1	2	0	0
7301Trouble Fire Alarm - Due to System Malfunction	88	161	95	81	103	90	113
731 Sprinkler activation due to malfunction	0	0	0	0	2	0	1
733 Smoke detector activation due to malfunction	13	9	23	13	7	18	13
734 Heat detector activation due to malfunction	0	2	2	2	1	9	1
735 Alarm system sounded due to malfunction	14	19	20	25	14	20	18
7351Residential Fire Alarm - System Malfunction	10	10	4	8	7	8	14
736 CO detector activation due to malfunction	21	21	24	22	36	26	20
740 Unintentional transmission of alarm, Other	0	1	0	2	0	0	0
7401Trouble Fire Alarm - TX Line/Human Error	8	13	15	9	14	12	11
741 Sprinkler activation, no fire - unintentional	2	2	2	2	3	6	1
743 Smoke detector activation, no fire - unintentional	47	41	63	32	30	24	28
744 Detector activation, no fire - unintentional	3	5	3	5	4	9	11
745 Alarm system activation, no fire - unintentional	12	19	25	19	26	31	21
7451 Residential Fire Alarm - Unintentional Human Error	28	24	19	9	11	17	18
746 Carbon monoxide detector activation, no CO	5	7	4	1	4	1	2
800 Severe weather or natural disaster, Other	0	0	3	0	0	0	0
812 Flood assessment	0	0	0	0	4	0	0
813 Wind storm, tornado/hurricane assessment	1	0	1	0	0	0	0
814 Lightning strike (no fire)	0	2	0	0	1	2	0
815 Severe weather or natural disaster standby	0	4	1	0	2	0	0
900 Special type of incident, other	0	0	0	0	1	0	0
<b>Totals</b>	<b>971</b>	<b>1228</b>	<b>1289</b>	<b>1086</b>	<b>1216</b>	<b>1160</b>	<b>1114</b>

## Call Breakdown by Day/Shift



## Call Breakdown by Day of Week / Shift



Day / Shift	Counts	Percent %
<b>Sunday</b>		
1 - 0600 - 1800	73	6.55
2 - 1800 - 0600	46	4.12
<b>Monday</b>		
1 - 0600 - 1800	130	11.66
2 - 1800 - 0600	64	5.74
<b>Tuesday</b>		
1 - 0600 - 1800	118	10.59
2 - 1800 - 0600	55	4.93
<b>Wednesday</b>		
1 - 0600 - 1800	94	8.43
2 - 1800 - 0600	48	4.3
<b>Thursday</b>		
1 - 0600 - 1800	101	9.06
2 - 1800 - 0600	63	5.65
<b>Friday</b>		
1 - 0600 - 1800	98	8.79
2 - 1800 - 0600	60	5.38
<b>Saturday</b>		
1 - 0600 - 1800	94	8.43
2 - 1800 - 0600	70	6.28

## **Fire Suppression Call History**

### **Totals Emergencies Fire Responses = 478**

In 2015, the Clarendon Hills Fire Department responded to locations outside of the Village on mutual aid calls as follows. An Engine, Truck, Squad or other (Chief, Investigator or ISO):

Mutual Aid Given response occurred **63** times

Auto Aid Given Response occurred **154** times

We received Aid for outside of our town with equipment and manpower:

Mutual Aid Received **64** times

Auto Aid Received **127** times

## Clarendon Hills Fire Department Incident Type Report (Summary) (By Shift)

Incident Type Code	Category	Total Count	Shift 1 6:00 - 18:00	Shift 2 18:00 - 6:00
<b>1</b>	<b>Fire</b>			
100	Fire, Other	1	1	
111	Building Fire	5	5	
112	Fire in structure other than in a building	1		1
113	Cooking fire, confined to container	1	1	
133	Rail Vehicle fire	1	1	
140	Natural vegetation fire, Other	1	1	
142	Brush or brush-and grass mixture fire	1	1	
151	Outside rubbish, trash or waste fire	1		1
162	Outside equipment fire	1		1
		<b>13</b>	<b>10</b>	<b>3</b>
<b>3</b>	<b>Rescue &amp; Emergency Medical Service Incident</b>			
320	Emergency medical service, other	1	1	
321	EMS call, excluding vehicle accident w/injury	422	271	151
322	Motor vehicle accident w/injury	36	32	4
323	Motor vehicle/pedestrian accident (MV Ped)	1	1	
324	Motor vehicle accident with no injuries	14	8	6
353	Removal of victim(s) from stalled elevator	3	1	
		<b>477</b>	<b>314</b>	<b>163</b>
<b>4</b>	<b>Hazardous Condition (No Fire)</b>			
410	Combustible/flammable gas/liquid condition	1	1	
411	Gasoline or other flammable liquid spill	2		2
412	Gas leak (natural gas or LPG)	18	12	6
424	Carbon monoxide incident	4	1	3
441	Heat from short circuit (wiring)	1	1	
444	Power line down	15	10	5
445	Arching, shorted electrical equipment	6	3	3
		<b>47</b>	<b>28</b>	<b>19</b>
<b>5</b>	<b>Service Call</b>			
500	Service Call, other	1	1	
511	Lock-out	7	5	2
522	Water or steam leak	1	1	
531	Smoke or odor removal	15	9	6
541	Animal problem	1	1	

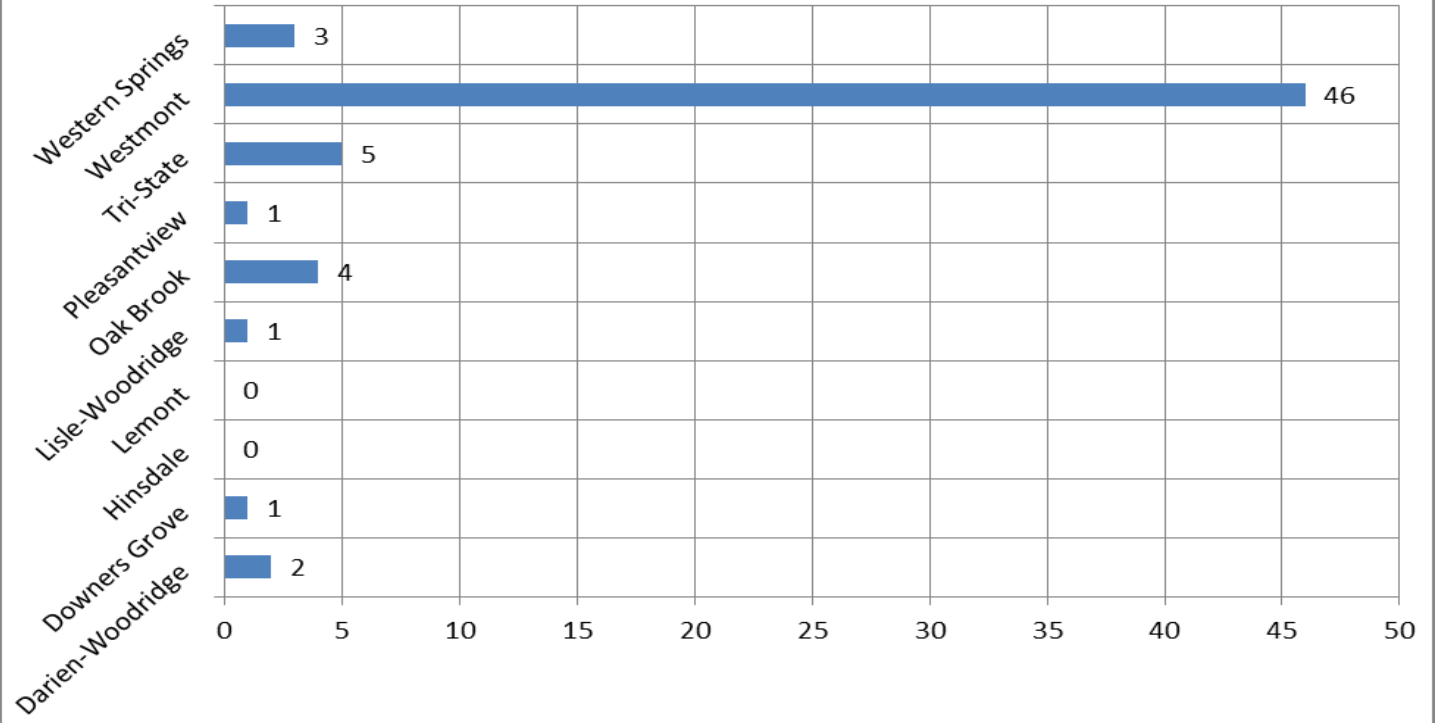
542	Animal rescue	2	2	
550	Public service assistance, Other	1		1
552	Police matter	1	1	
553	Public service	4	3	1
554	Assist invalid	34	21	13
555	Defective elevator, no occupants	2	2	
561	Unauthorized burning	4	3	1
571	Cover assignment, standby, move-up	222	147	75
		<b>295</b>	<b>196</b>	<b>99</b>
<b>6</b>	<b>Good Intent Call</b>			
600	Good Intent Call, Other	1	1	
622	No incident found on arrival at dispatch address	2	1	1
631	Authorized controlled burning	1		1
650	Steam, Other gas mistaken for smoke, Other	1	1	
652	Steam, vapor, fog or dust thought to be smoke	2	2	
661	EMS call, party transported by non-fire	1	1	
		<b>8</b>	<b>6</b>	<b>2</b>
<b>7</b>	<b>False Alarm &amp; False Call</b>			
710	Malicious, mischievous false call, Other	1	1	
713	Telephone, malicious false alarm	1	1	
7301	Trouble Fire Alarm - Due to System Malfunction	113	67	46
731	Sprinkler activation due to malfunction	1	1	
733	Smoke detector activation due to malfunction	13	8	5
734	Heat detector activation due to malfunction	1		1
735	Alarm system sounded due to malfunction	18	11	3
7351	Residential Fire Alarm - System Malfunction	14	4	10
736	CO detector activation due to malfunction	20	8	12
7401	Trouble Fire Alarm - TX Line/Human Error	11	9	2
741	Sprinkler activation, no fire	1	1	
743	Smoke detector activation, no fire - unintentional	28	14	14
744	Detector activation, no fire - unintentional	11	7	4
745	Alarm system activation, no fire - unintentional	21	13	8
7451	Residential Fire Alarm - Unintentional Human Error	18	8	10
746	Carbon monoxide detector activation, no CO	2	1	1
		<b>274</b>	<b>154</b>	<b>120</b>
	<b>Total Incident Count</b>	<b>1114</b>	<b>708</b>	<b>406</b>
			<b>63.53%</b>	<b>36.43%</b>

### Mutual Aid "Auto Aid" Responses

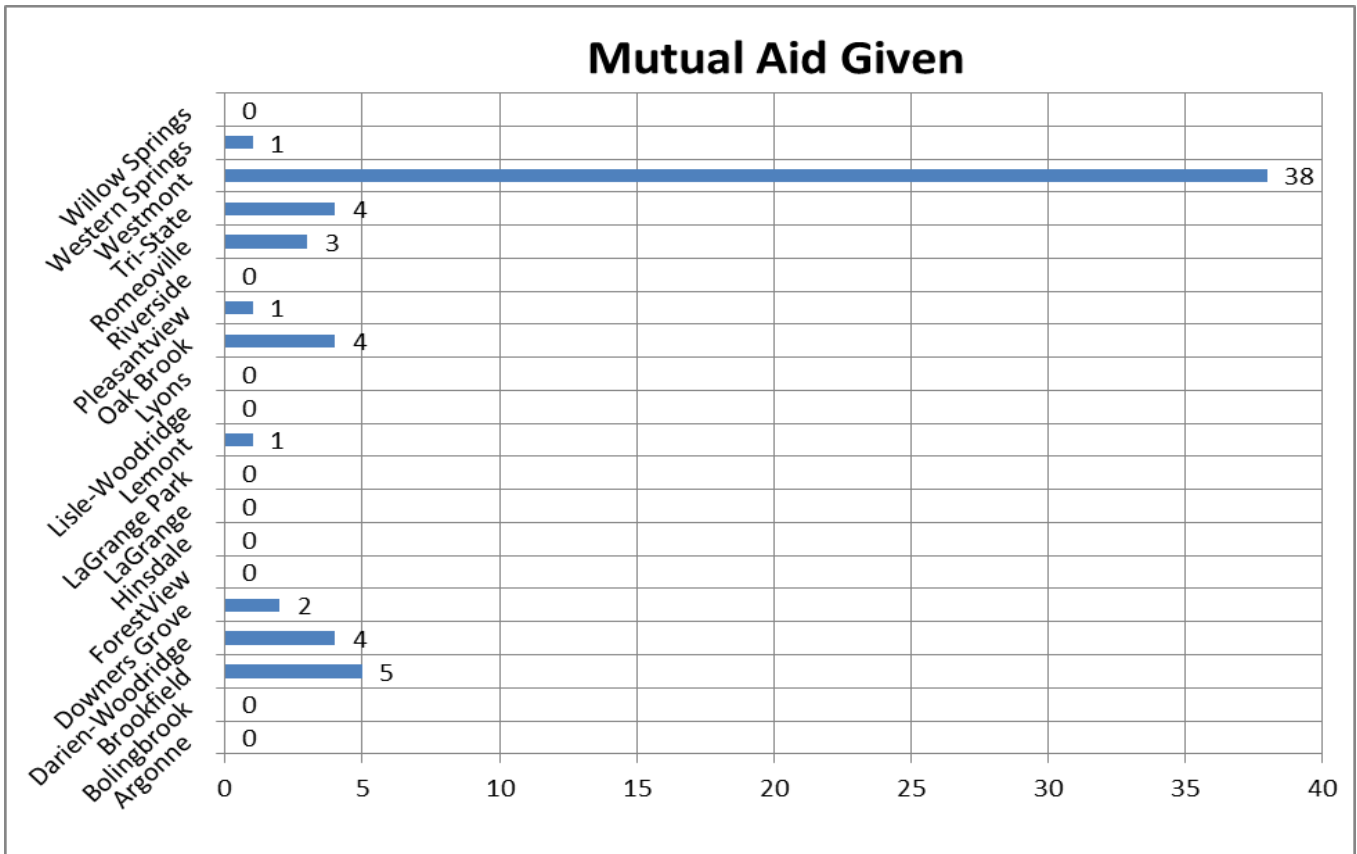
	Received	Given
Hinsdale	147	185
Westmont	0	0
Tri-State	0	0
<b>Total Responses</b>	<b>147</b>	<b>185</b>

### Mutual Aid "Received" Responses (FIRE)

# Mutual Aid Received

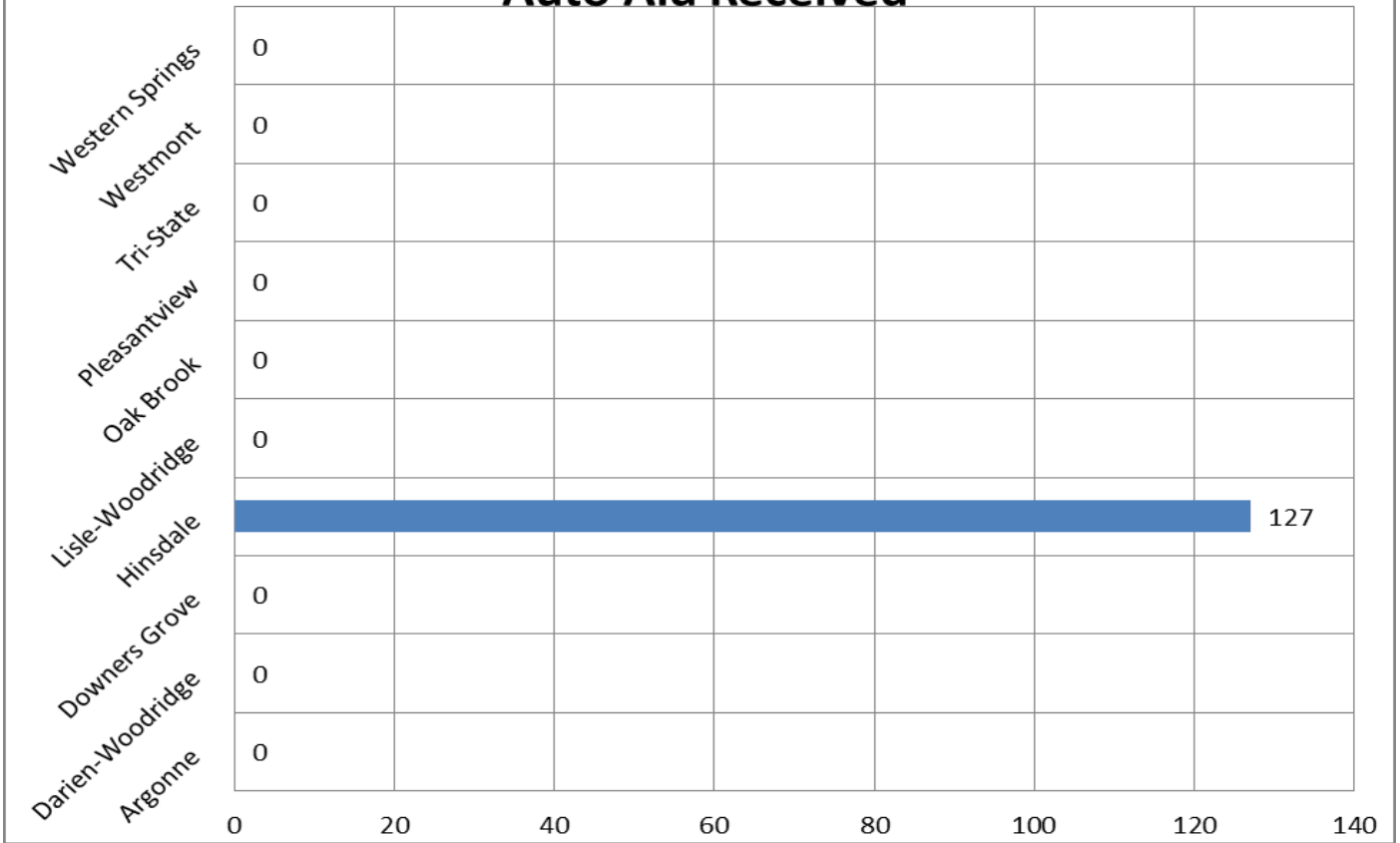


**Mutual Aid "Given" Responses (FIRE)**



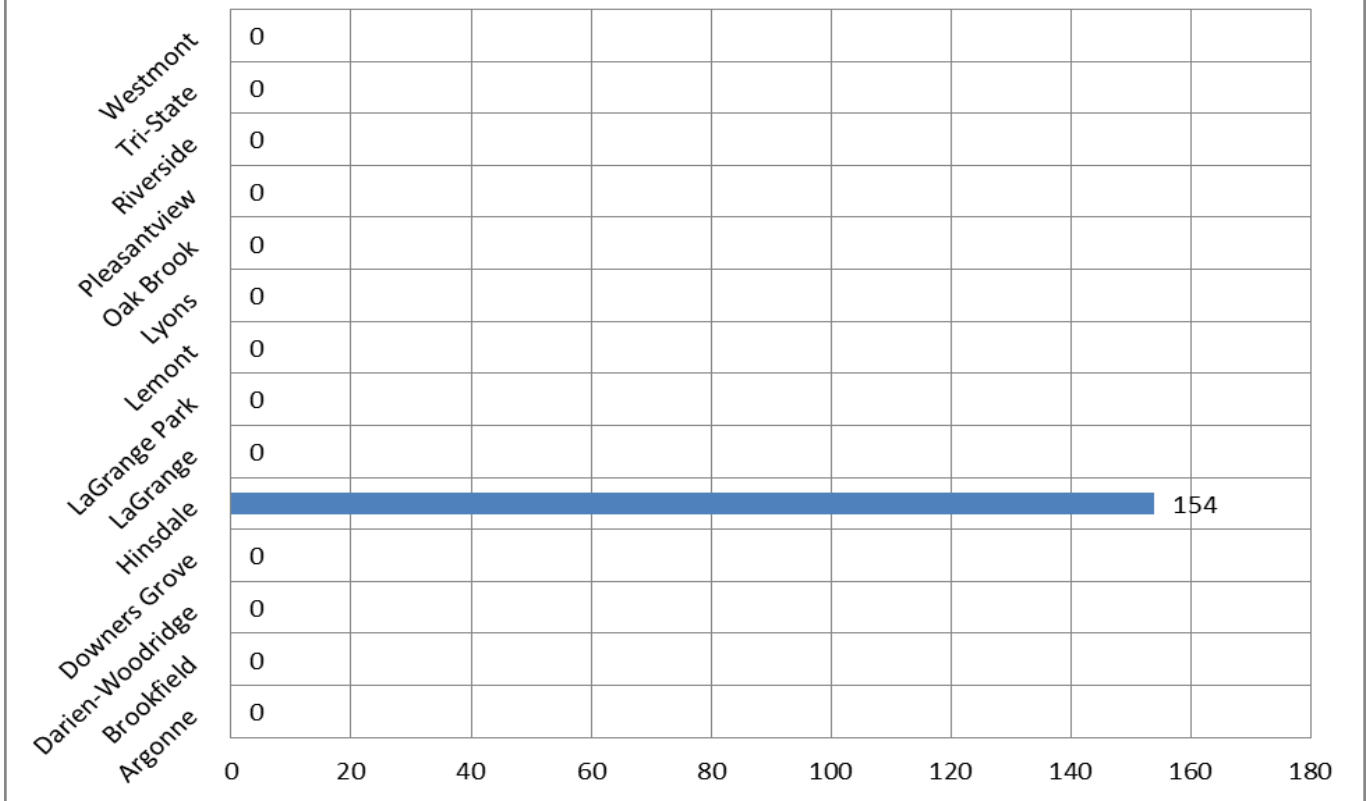
**Auto Aid "Received" Responses (FIRE)**

## Auto Aid Received



## Auto Aid "Given" Responses (FIRE)

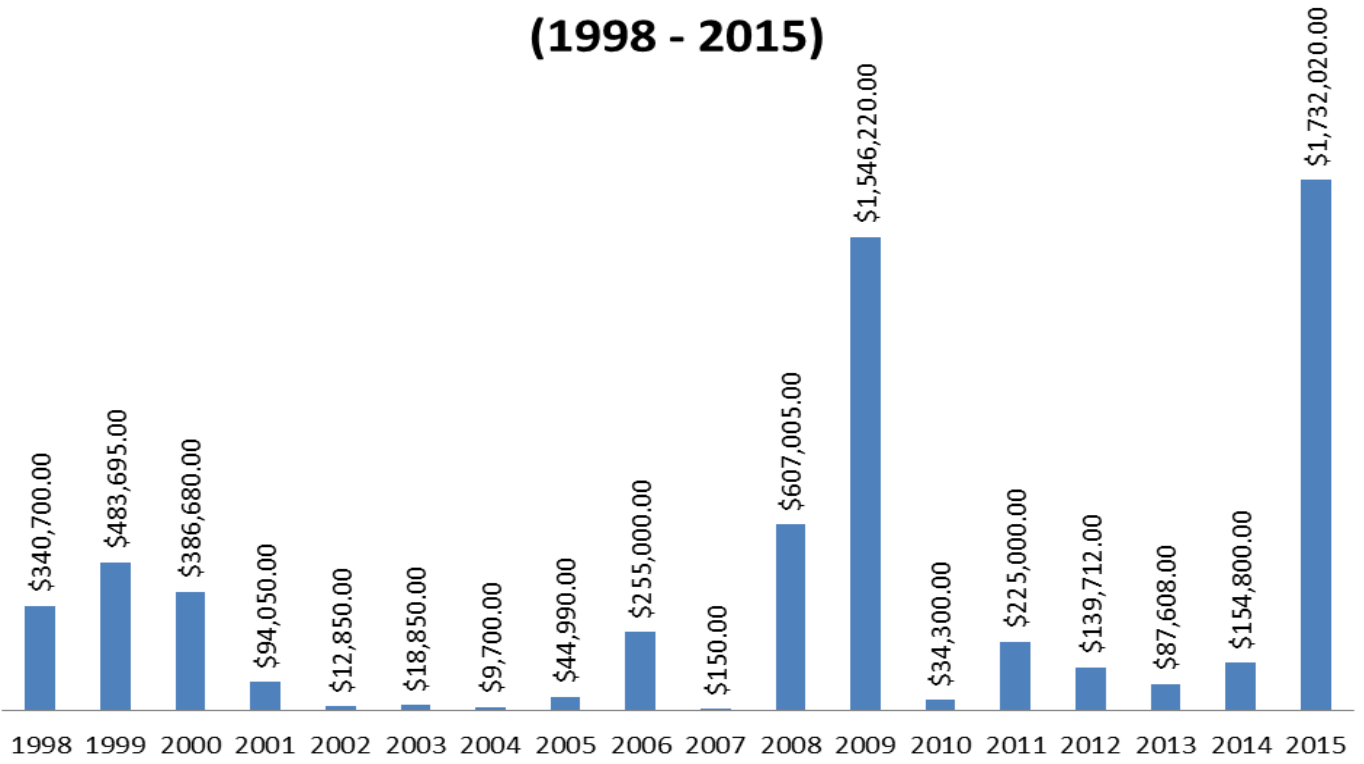
## Auto Aid Given



## Fire Deaths in the Village of Clarendon Hills since 1978

1978	Hinsdale Golf Club Dormitory	140 Chicago Ave.	One (1) Resident
1990	Single Family Home	12 Arthur Avenue	One (1) Resident
2001	Single Family Home	136 Arthur Avenue	One (1) Resident

## Total Fire Related Dollar Value Loss (1998 - 2015)



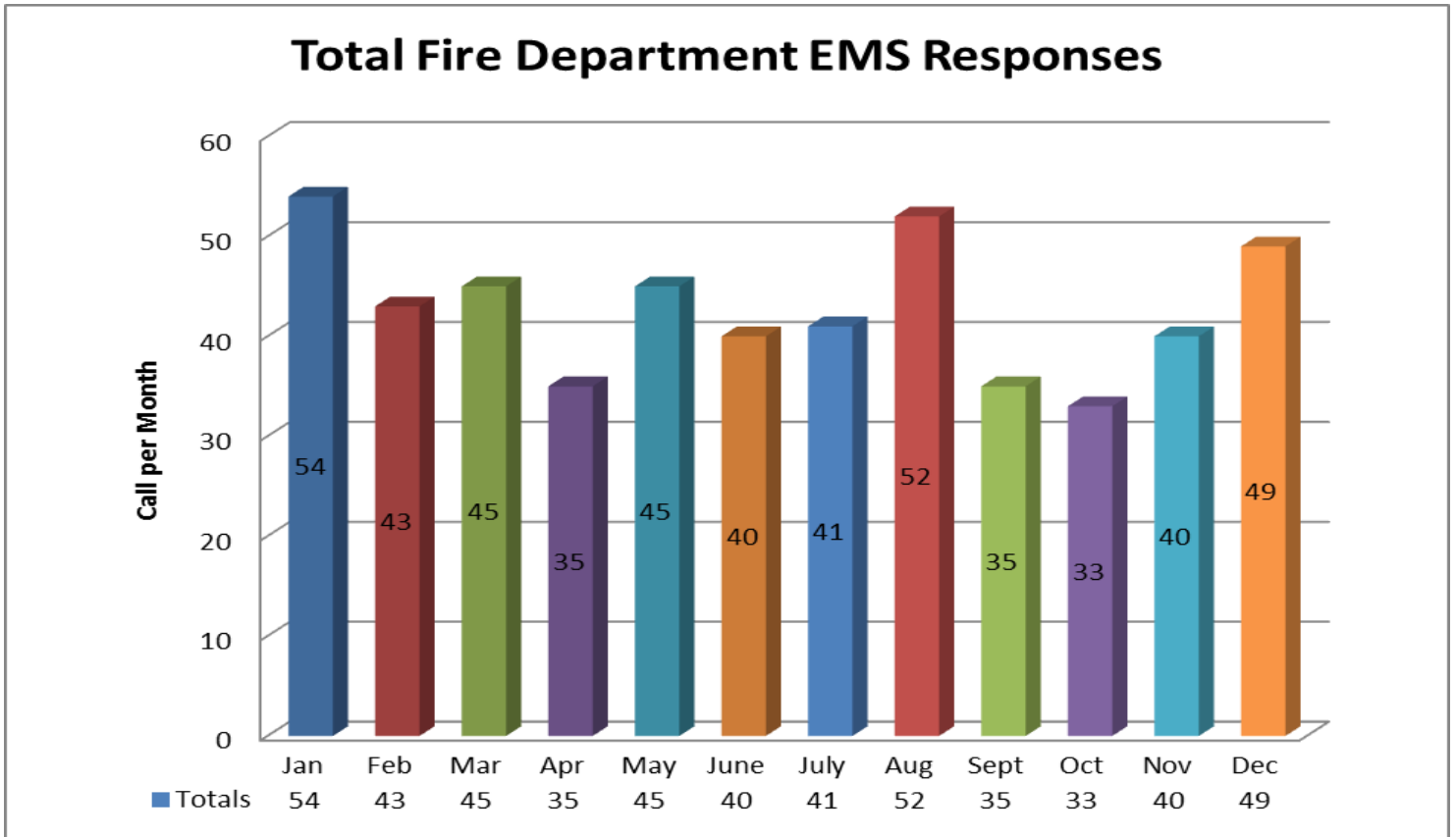


## Detailed Related Dollar Losses 2015

<b>Date</b>	<b>Incident #</b>	<b>Address</b>	<b>Type of problem</b>	<b>Amount of Loss</b>
March 6, 2015	15-0203	417 Burlington Ave	Fire in Structure	\$1,000.00
March 15, 2015	15-0232	254 Middaugh Rd	Building Fire	\$5,000.00
April 5, 2015	15-0301	241 Eastern Ave	Outside Equipment	\$1,000.00
April 10, 2015	15-0320	219 55th St	Building Fire	\$60,000.00
May 18, 2015	15-0433	415 Ogden Ave	Natural Vegetation	\$20.00
June 1, 2015	15-0474	501 Carlisle Dr	Building Fire	\$1,200,000.00
June 15, 2015	15-0517	150 Ann St	Rail Vehicle Fire	\$100,000.00
June 24, 2015	15-0550	215 Holmes Ave	Building Fire	\$300,000.00
August 18, 2015	15-0726	50 Sheridan Ave	Building Fire	\$57,000.00
November 13, 2015	15-0966	155 Ann St	Equipment Fire	\$8,000.00
			<b>Total Loss</b>	<b>\$1,732,020.00</b>

# EMS Division

## Emergency Medical Services Call History



### Total Ambulance Calls by Year

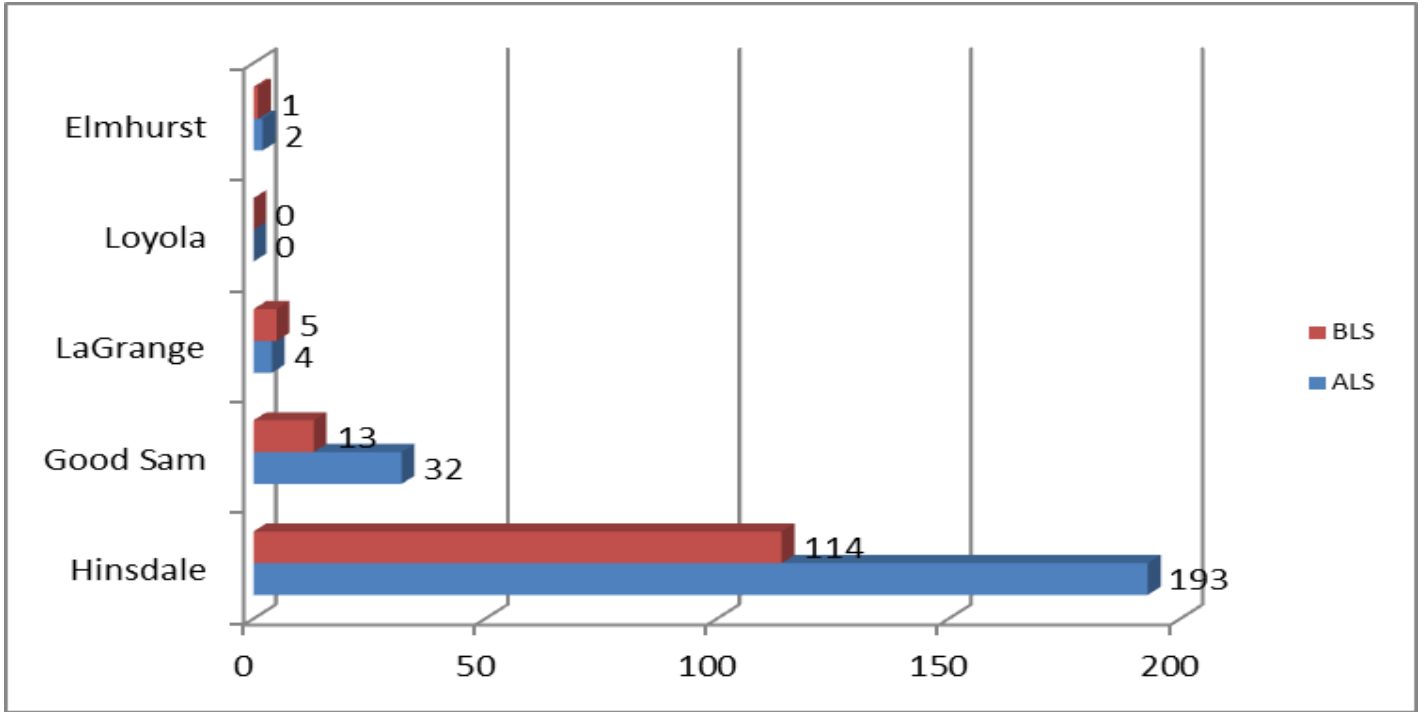
Year	Calls
1988	241
1989	238
1990	260
1991	245
1992	201
1993	236
1994	224

Year	Calls
1995	219
1996	221
1997	253
1998	259
1999	292
2000	331
2001	299

Year	Calls
2002	387
2003	399
2004	417
2005	465
2006	431
2007	463
2008	428

Year	Calls
2009	446
2010	449
2011	404
2012	475
2013	488
2014	459
2015	512

## Total Hospital Transports by Level and Hospital for 2015



Year	Total Advanced Life Support (ALS)	Total Basic Life Support (BLS)	Non-Transport
2008	209	82	92
2009	193	104	144
2010	218	88	96
2011	248	75	81
2012	204	126	94
2013	240	96	93
2014	197	123	104
2015	231	128	106

**Non-Transports include (Invalid Assist, Refusals, No Patient, and Mutual Aid Given (No Patient))**

**The following numbers represent PCR Tablet  
(Transported and Invalid Assist) 2012 – 2015**

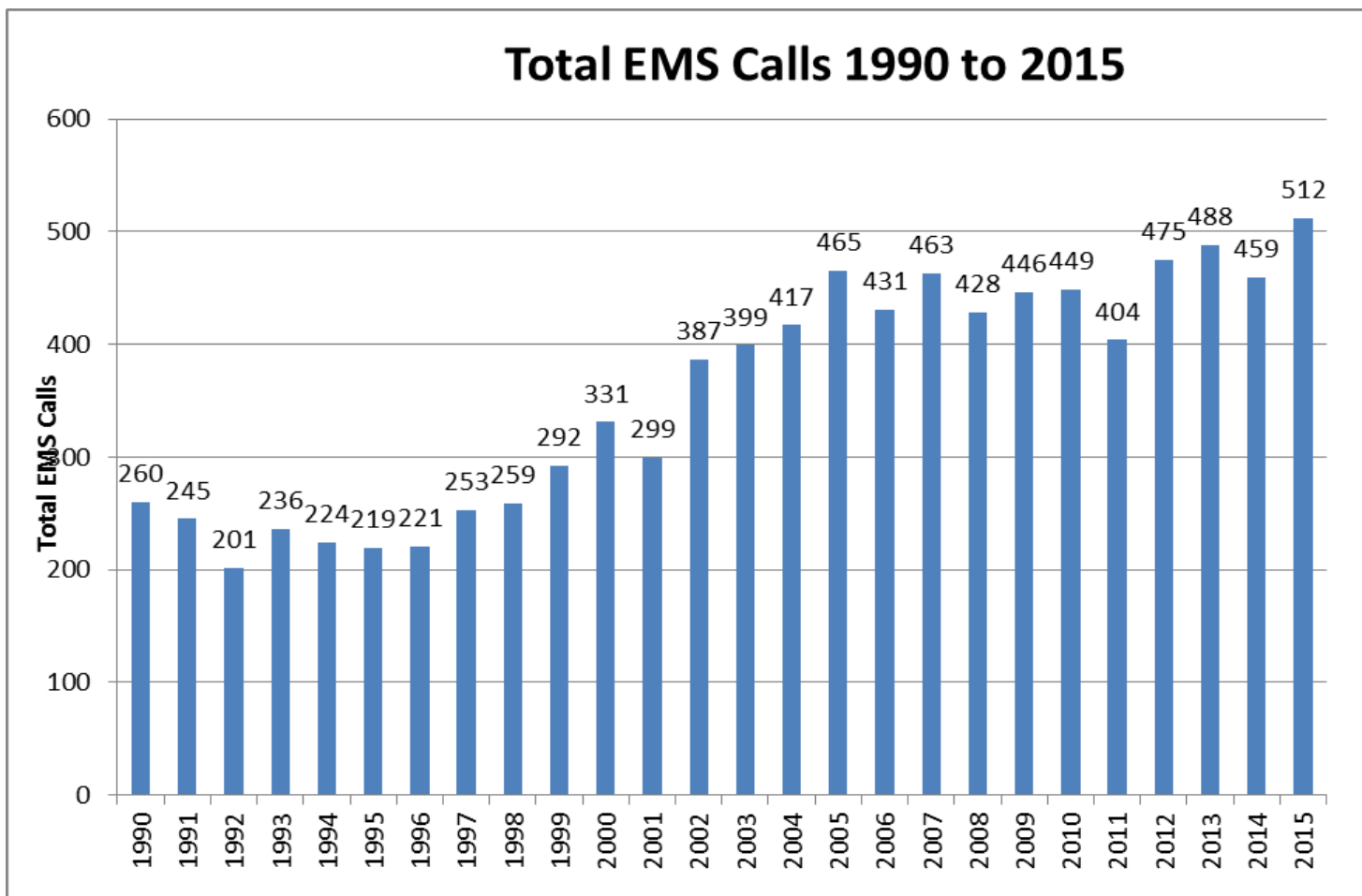
Year	2012	2013	2014	2015
None	8	5	21	11
Abdominal Pain/Problem	24	17	10	7
Airway Obstruction / Choking	-	2	2	1
Allergic Reaction	-	6	4	1
Altered LOC	23	13	21	18
Behavioral	5	23	19	24
Bleeding	18	15	17	11
Burns	-	1	0	0
Cardiac Rhythm Disturbance	5	5	3	7
Cardiac /Traumatic / Respiratory Arrest	3	2	1	1
Chest Pain	16	12	6	3
Diabetic Symptoms (Hypo/Hyper)	5	4	6	6
ETOH Abuse	3	15	11	6
Fatigue	-	-	-	1
Fever	4	1	10	8
Flu-Like Symptoms	7	10	9	14
Headache	3	-	3	2
Hypertension	6	6	1	4
Hypotension	1	5	0	1
Hyperthermia	1	5	0	1
Hypothermia	-	1	0	0
Hypovolemia / Shock	-	1	0	0
Inhalation Injury (Toxic Gas)	1	-	0	0
Invalid Assist	-	-	-	18
MPR	-	-	-	4
Musculoskeletal Injury	41	33	24	39
Nausea/Vomiting	3	8	5	2
No Apparent Injury	44	27	31	38
Non EMS Assist	-	-	-	1
Not Applicable	34	38	29	44
Not Available	2	1	3	6
Non-Impaired Refusal	-	-	-	2
Not Known	7	2	1	3
No Patient Found	-	-	-	10
No Treatment Required	-	-	-	3
Obvious Death / Dead at Scene	4	2	1	6
Other (See Narrative)	22	31	45	27
Pain - Back	12	18	15	15
Pain - Chest	2	1	4	4
Pain - Extremity	14	19	18	23
Pain - Eye	1	-	-	-

Pain - Head	2	4	2	5
Pain - Muscle	-	-	-	1
Patient Assist	7	16	0	1
Poisoning/Drug Ingestion	8	3	2	0
Pregnant/OB Delivery/Miscarriage	0	0	1	0
Psychiatric Disorder	28	11	5	7
Refused Care, Guardian	-	-	-	12
Refused Care, Patient	-	-	-	45
Respiratory Arrest	-	-	-	1
Respiratory Distress / Breathing Difficulty	21	17	19	14
Seizure	8	5	12	8
Smoke Inhalation	1	-	0	0
Stroke/CVA	7	5	5	5
Syncope/Fainting/Dizziness	16	13	10	14
Traumatic Injury	9	22	20	25
Treat and Released	-	-	-	2
Unconscious/Unresponsive	2	3	4	4
Vaginal Bleeding	-	-	-	1
Vomiting	-	-	-	1
Weakness	22	25	23	20
Well Being Check	3	1	1	6
<b>Total</b>	<b>453</b>	<b>454</b>	<b>424</b>	<b>544</b>

### Age of Patients Transported / PCR Written

Age	ALS Other	Behavioral / Psychologic	BLS Other	Invalid Assist	Non-Impaired	Refused Care	Total
0 to 10 Years	6	0	5	0	0	4	15
10 to 20 Years	11	2	14	1	0	3	31
20 to 30 Years	8	1	6	0	0	2	17
30 to 40 Years	15	0	14	0	1	1	31
40 to 50 Years	19	2	12	0	0	4	37
50 to 60 Years	24	2	15	0	0	3	44
60 to 70 Years	27	1	11	3	0	3	45
70 years or older	143	0	66	9	0	8	226
DOB not Recorded	6	0	2	2	0	0	10
	<b>259</b>	<b>8</b>	<b>145</b>	<b>15</b>	<b>1</b>	<b>28</b>	<b>456</b>

## Total EMS Calls 1990 to 2015



In 2015, the Clarendon Hills Fire Department responded to locations outside of the Village on mutual aid calls as follows. Ambulance and/or Squad for Medical calls or Accidents:

Mutual Aid Given response occurred **25** times

Auto Aid Given Response occurred **31** times

We received Aid for outside of our town with equipment and manpower:

Mutual Aid Received **14** times

Auto Aid Received **20** times

## **EMS Division Training for 2015**

The EMS Division of the Clarendon Hills Fire Department has successfully completed or obtained the following items in an attempt to further the skills of not only our members, but also the residents and those who work in our community.

### **CPR**

The following instructors teach CPR in all levels for the department:

Capt. Jim Jung  
Lt Jim Weil  
FF/PM Dave Godek  
FF/PM Rob Padgett  
FF/PM Jason Brandani  
FF/EMT Matt Ladniak  
FF/EMT Jim Schlicher

The following people have renewed their Trainer Status to certify CPR Instructors for the AHA

Lt Jim Weil  
FF/PM Dave Godek

Other eligible instructors for the department are;

FF/PM Sean Russell

Department instructors taught CPR for the following levels

Healthcare Provider  
Heartsaver First Aid / CPR  
Friends and Family

## **EMS Division Updates**

### **Loyola EMS Coordinators Meetings / Workshop**

EMS Coordinator Dave Godek and Asst. EMS Coordinator Jim Weil attend Quarterly Coordinator Meeting as well as Yearly Workshop. The Quarterly Meeting includes

Loyola Hospital Staff, Associate Hospital and All Loyola Affiliated Department.

### **Zoll Tablet**

We have had quarterly ZOLL Tablet updates this year to address issues also all of the new SOP's / Drug changes have been loaded. We will be upgrading the tablet in the 1<sup>st</sup> quarter to the new Panasonic CF-20 ToughBook. In June of 2016 we will be upgrading to Zoll 6.0 / Nemsis 3.

### **12-LEAD EKG Transmission**

We continue to transmit 12-LEAD EKG output directly to the hospital to expedite STEMI Patients to get faster treatment for Cardiac issues. By doing this we have expedited the time from door to Cardiac Catheter Lab.

(STEMI = ST segment elevation myocardial infarction), also in a STEMI, the coronary artery is completely blocked off by the blood clot, and as a result virtually all the heart muscle being supplied by the affected artery starts to die.) We have migrated to the ZOLL Cloud to simplify the sending of 12-LEAD data when we transmit now a copy goes to Hinsdale CarePoint Station, Cath Lab and the Lt. Jim Weil's email, this is for Hinsdale only.

### **New EMS Personal**

In 2015 (1) person completed In-Service Testing as Paramedics.

### **EMS Recertification Classes**

All of the departments Paramedics and EMT-B's have continued the mandatory number of Continuing Educations hours to be Re-Licensed. In 2015, Seven (7) members re-certified to their current level.

### **CPR/AED Training and Instruction & Maintenance**

In February, EMS Coordinator Dave Godek coordinated the annual servicing of all Village Owned AED's (18) along with AED's owned by local businesses and organizations in the village. We contract with a private contractor who comes out to us and checks each AED for proper operation and re-certifies it for another 1 year period.

All schools in District 181 have AED's in place and the teacher's and other staff are trained in use of them are also CPR trained.

In 2015 Clarendon Hills CPR/AED Instructors trained and certified 100 people in CPR/AED use. CPR classes are provided free to residents, businesses and employees



of village businesses. Here is the breakdown of classes we teach Heartsaver First Aid, Heartsaver AED, Healthcare Provider and Friends and Family.

In 2014 we taught approx. 200 students at CHMS in the 8<sup>th</sup> grade Health education classes.

### **2015 EMS Training Summary Report**

The following drills (EMS Monthly Drills) are those, which were counted as standard evening training sessions.

Month	Topic
January	Cardiac Differentials
February	Blast Injures
March	Special Needs Populations
April	Stroke
May	In-House Training (No Region 8 Subject Area)
June	In-House Training (No Region 8 Subject Area)
July	Street Drugs
August	Alternative Birthing
September	Dyspnea
October	Mental Illness
November	Medication Safety
December	Annual CPR / BLS – Narcan

### **Public Services/Education** **Fire Prevention Division**

In 2015, we conducted in the area of (20) fire station tours and five (5) Fire/Life Safety Talks to Boy / Girl Scout, Cub and Brownie Troops. We also participated in the following events: Clarendon Hills Christmas Walk, Daisy Days, Daisy Dash, Ice Cream Socials at Prospect and Walker School, Blackhawks Heights and Stonegate Halloween Parades and a number of Block Parties.

During Fire Prevention Week, the Fire Prevention Division made visits to Prospect, Walker, Notre Dame, Clarendon Hills Middle School, Pre-Schools at Celebration (Christ Lutheran Church), Community Presbyterian Church, Clarendon Hills Park District and Seton Montessori. During these visits fire prevention education was presented to each student. Contact was made with 1,500 elementary, pre-school students

The Annual Fire Department Fire Prevention Week Open House was held on Saturday, October 3, 2015. This event was attended by more than 1,200 adults and children.

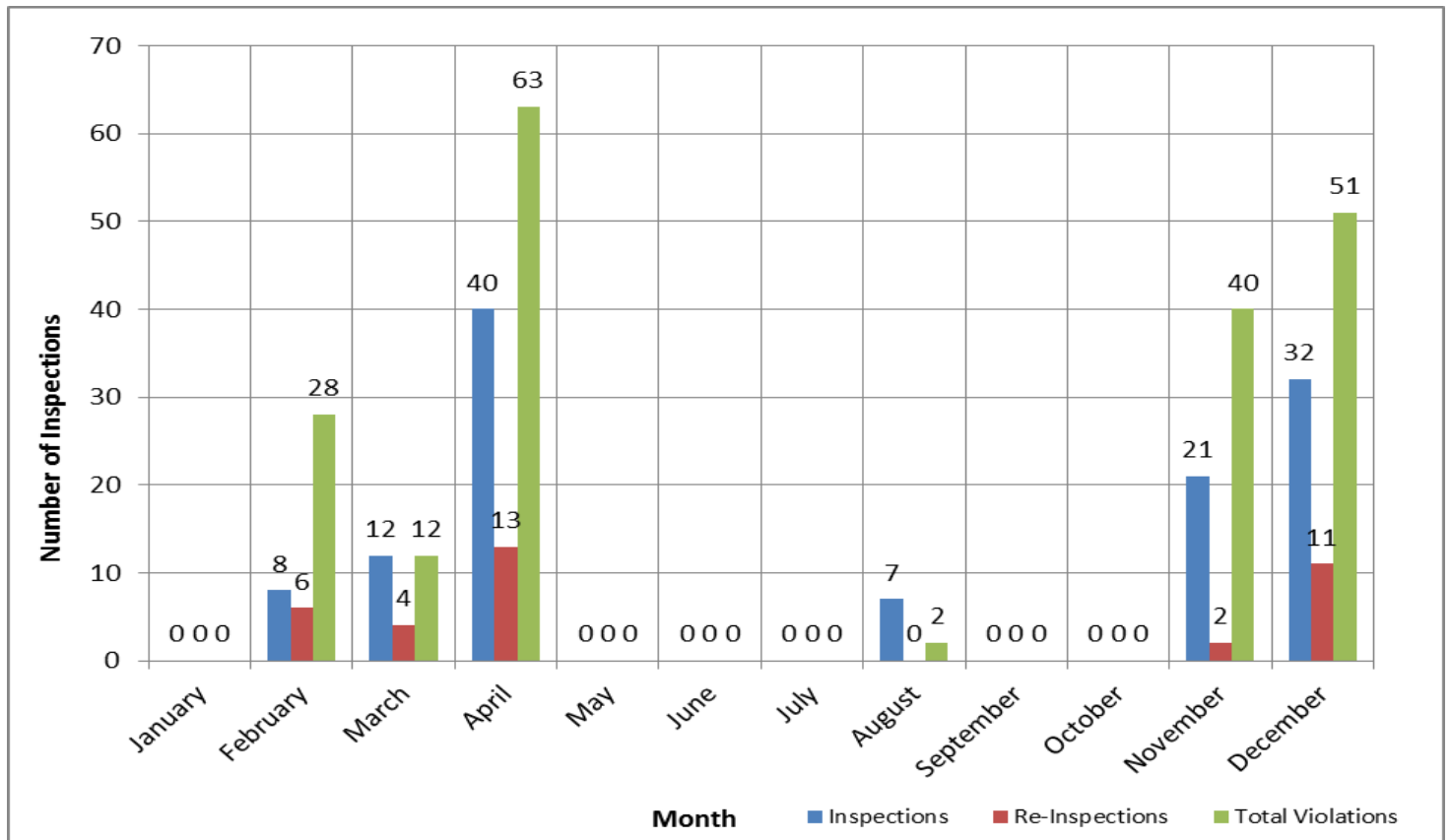
During 2015 Clarendon Hills Fire Prevention Officer David Godek conducted the following inspectional duties:

Annual Fire and Life Safety Inspections	175	
Fire and Life Safety follow up re-inspections		9
Final Occupancy Inspections		3
New Fire Alarm System Inspections		2
Voluntary Single Family Sprinkler System Tests	0	

Four fires in 2015

\$ 1.4 Million in fire loss

### Total Inspections, Re-Inspections and Violations by Month for 2015



### Total Inspections conducted by the Fire Prevention Staff

Month	Inspection Completed	Re-Inspections	Total Violations
January	0	0	0
February	8	6	28
March	12	4	12
April	40	13	63
May	0	0	0
June	0	0	0
July	0	0	0
August	7	0	2
September	0	0	0
October	0	0	0
November	21	2	40
December	32	11	51
	120	36	196

## **Fire Inspection Violations 2008 – 2015**

Violation Found	2008	2009	2010	2011	2012	2013	2014	2015
Automatic sprinkler controls blocked	0	0	-	-	-	2	-	2
Automatic sprinkler needs to be inspected	-	1	1	-	-	1	-	
Automatic sprinkler system requires maintenance	1	1	-	1	2	10	11	3
Boiler certification expired or missing	4	3	9	2	13	6	5	1
Building key(s) require updating	18	0	-	-	-	-	-	2
Ceiling requires repairs	2	2	2	4	5	3	6	4
Combustibles are stored too close to heat source(s)	0	8	5	2	-	3	5	1
Electric plug, switch or breaker replaced	-	1	-	-	-	1	1	2
Electrical components require repair or replacement	5	1	-	2	-	-	7	
Electrical panels must be kept closed and area clean	6	2	9	11	1	12	24	9
Emergency light(s) needed or unit(s) require repair/replacement	12	29	34	40	49	70	76	39
Exit door(s) Blocked	-	-	-	-	-	-	9	1
Exit door(s) Blocked while occupied	-	-	-	-	-	-	3	1
Exit door(s) require repair/replacement	0	0	-	-	1	3	1	1
Exit door(s) shall not be key lockable from the inside	0	0	-	-	-	1	-	
Exit sign(s) must be working when premises are occupied	28	23	26	34	46	35	43	21
Exit sign(s) missing or need to be repaired	-	-	-	-	-	14	5	21
Exits and pathways to exits must be clear and unobstructed	4	0	-	3	6	7	-	6
Extension cords overused or misused / Power Strips	0	0	-	-	-	-	-	3
Elevator Inspection not current or certificate visible	0	0	0	0	1	5	12	6
Elevator Controls / Disconnect accessible	-	-	-	-	-	3	5	2
FDC/Sprinkler/Standpipe blocked or not accessible	0	0	-	-	-	-	-	
Fire alarm control panel not accessible	0	0	-	-	-	-	-	
Fire alarm device requires repair	3	4	17	6	10	17	18	8
Fire door closing device(s) require adjusting or repair	0	0	-	-	-	-	-	
Fire doors must not be wedged open or obstructed	1	3	1	2	-	2	1	2
Fire extinguisher(s) are due or past due for annual certification	44	5	13	3	17	25	25	21

Fire extinguisher(s) type, are not accessible or properly mounted	3	7	-	-	-	23	19	7
Fire extinguisher(s) are of improper type or quantity	0	0	-	-	12	-	-	
Fire extinguisher(s) are/is discharged and needs repair	1	0	17	16	-	-	-	
Fire suppression system (kitchen) needs repair or service	1	2	1	-	1	1	1	2
Fire suppression system (kitchen) overdue for certification	0	0	-	-	1	2	2	1
Flammable liquids must be kept in an approved metal cabinet	4	2	1	1	2	2	2	
Gas Cylinder not chained or secured	-	4	3	5	4	7	8	10
Heat detector(s) not working	0	2	3	1	-	1	2	
Heating system needs to be cleaned or serviced	4	0	-	-	-	-	-	
Keep a 12" clearance between ceiling and storage	2	1	2	-	1	1	-	1
Keep an 18" clearance from sprinkler heads	0	1	-	1	1	2	2	-
Knox box required by Village Ordinance	0	0	-	-	1	5	8	
Occupancy limit sign(s) must be posted and enforced	1	0	-	-	-	-	-	
Oily or dirty rags must be kept in closed metal container	5	0	-	-	-	-	-	
Remove excessive combustible items / storage of flammable liquid	-	3	-	3	-	2	7	3
MSDS sheets not posted	-	-	-	2	1	1	1	1
Sign(s) prohibiting smoking must be posted & enforced	3	0	-	-	-	-	-	
Smoke detector(s) not working	3	0	-	-	-	5	-	
Sprinkler/Standpipe flow switch not supervised	0	0	-	-	-	-	-	
Storage must be kept neat and orderly	0	1	-	-	-	6	7	1
Utility shut off not accessible for emergency access	0	4	3	11	9	17	45	23
Repair holes in walls, ceiling or floors	0	0	-	-	6	5	5	1
Totals Violations per Year	155	110	147	150	190	300	366	206

## **DESCRIPTION OF TRAINING & HIGHLIGHTS FOR 2015**

- The Clarendon Hills Fire Department conducts fire training every first, third and fourth Wednesday evening of each month. The Topics covered on these evenings consist of basic, advanced, technical and regulatory training required by State or Federal entities. Class and practical sessions are conducted during training. In addition to regular department training the department conducts or takes part of many specifically scheduled outside training events which may be conducted by our instructors or an outside instructor/agency at different locations. These certification classes again can cover basic skills, technical skills, advanced training or regulatory training. All firefighters must complete at least 12 hours of Regulator training using our TargetSafety Web Training Site during 2015.
- Clarendon Hills has its own training academy. All new recruit firefighters must be certified in Firefighter Basic Operations, Hazardous Materials, NIMS, Technical Rescue, Courage to be Safe, Fire Service Vehicle Operator and EMT in his/her

first couple years of service. Once this certification is achieved then annual refresher training is given on these subject areas. In 2015 no academy was held.

- The State of Illinois has re-written the objectives of the firefighter certification program to stay current to today's standards. Firefighter II & III has been replaced with Basic & Advanced firefighter Operations certifications. Additional certifications such as Courage to be Safe, Fire Service Vehicle operator, NIMS and Vehicle and Machinery Operations is needed to complete these Certifications.
- In 2010 the village of Clarendon Hills and Hinsdale have agreed to expand our working relationship by sharing services. Most recently Western Springs has joined sharing as well and training is being held with all three Departments. In 2015 the Clarendon Hills, Hinsdale and Western Springs Fire Departments continue to expand on the sharing services program by completing mutual training drills. Many live training drills were done in union. Both departments continue to work together in meeting procedure and training goals. All three departments have been very aggressive in training development for our officers and firefighters.
- In 2015 the Clarendon Hills Fire Department received donations of quite a few homes in the community to use for live training. Using a local home is an excellent opportunity for our firefighters to practice our trained skills. All new recruits must attend live fire training before being approved to enter a hazardous atmosphere. During 2015 Hinsdale was able to secure a commercial building to use for smoke Training.
- MABAS Division Ten Training officers provide quarterly training events to all members and an annual symposium as well.
- In 2015 the Clarendon Hills Fire Department continues to enforce policies and procedures which include Health and Wellness policy. The fire department also adopted an ability course which will be used to test our firefighters annually. The ability course will be used to test all new recruits as well. There are of course many benefits of this policy to keep our firefighters fit and an expanded program for firefighter fitness and wellness.
- Since 9-11 the Federal government has now established required National Incident Management System training that must be provided for every firefighter, village employee and elected officials. This training is mandated by the federal government. The amount of training that each village employee must have depends on his/her rank and position in the village. If Clarendon Hills wants to receive financial aid from the government in the event of a disaster or grant then

we must prove that our employees are updated in their training and we are compliant. In 2015 the entire village remains Compliant.

- The Clarendon Hills Fire Department takes driving its vehicles very seriously. There is a lot of responsibility when driving the fire apparatus. The second leading cause of firefighter death every year is from driving incidents. Driver operators must have basic certified firefighter training and then take part of at least 30 hours of initial driver training to be a certified driver operator. Firefighters must also comply with state regulations and complete annual evaluations. Additional training certifications such as Fire Service Vehicle Operator and Fire Apparatus Engineer certifications are offered as well.
- The Clarendon Hills Fire Department Open House held in October during fire prevention week is a main event to educate the local residents and let the residents see first-hand the station, equipment, firefighter skills and ask any questions they may have about their fire department. Hinsdale and Clarendon Hills assisted with both open houses.
- The Clarendon Hills Fire Department is a National Child Passenger Safety Program fitting station to conduct child passenger seat checks. Car seat inspections are available by appointment only to the residents of Clarendon Hills.
- In 2015 the Clarendon Hills Fire Department joined with the Hinsdale & Western Springs Fire Department in taking part of a VMT (Vehicle & Machinery Tech) class hosted by HFD to be completed in 2016.
- We are required to meet the new laws of the Globally Harmonized System which replaces the old Hazard Communication laws (Formerly called Right-to-Know). During 2015 annual training is held and any new hire must complete training
- These highlights of training only highlight a part of firefighter training conducted at the Clarendon Hills Fire Department in 2015. It is the Clarendon Hills Fire Department's goal to keep all firefighters updated on their knowledge/skills and to always keep them safe while assisting the residents of Clarendon Hills during an emergency.

## **2015 REGULAR DEPARTMENT EVENING TRAINING**

DATE	SUBJECT
Jan-16	Building Construction – Fire Behavior – Ventilation – Communications
Jan-16	Audio Testing – Company Training Basics
Jan-16	Pre-Plans HGC
Feb-16	Winter Drill
Feb-16	Company Pre-plans
Feb-16	NIOSH Reports – Safety
Mar-16	Pre-plans
Mar-16	Haz-Mat Refresher
Mar-16	IC NIMS Refresher – 100
Apr-16	Company Skills Practical's
Apr-16	Live House Training – 28 Woodstock
Apr-16	Engine / Truck Relays
May-16	Company Basic Practical's
May-16	Truck Co Operations
May-16	Mutual aid training- Truck Ops
Jun-16	Fire Critique – 501 Carlisle
Jun-16	Engine Relays - Squad
Jun-16	Truck / Engine Relays
Jul-16	Critique Homes Fire – Relays
Jul-16	NFPA 1410 JPRs
Jul-16	Company Skill Drills
Aug-16	Size up / Hydrants
Aug-16	Ladders – SCBA – Tools
Aug-16	Live House Training 62 Rose Pl
Sep-16	Pump Relays
Sep-16	Mutual aid Pump Relay
Sep-16	Mutual aid Truck Ops
Oct-16	Live House Training – 227 S Prospect
Oct-16	Company Skill Training
Oct-16	Vehicle Extrication – VMT
Nov-16	PPE Gear Safety – Andy
Nov-16	Truck / Engine Relays
Dec-16	Para Tech Training
Dec-16	CPAT for New Recruits

## **2015 DEPARTMENT SCHEDULED OUTSIDE TRAINING**

DATE	SUBJECT
Monthly	MABAS Division Ten Training Officers/ ISO-SSO Train
Monthly	MABAS Ten Chiefs
Monthly	MABAS Ten Haz-Mat Training
Monthly	MABAS Ten Investigator's
Quarterly	Department and Village Safety meetings
Quarterly	MABAS Division Ten Training
Quarterly	Village Quarterly Safety Meetings/IRMA
2015	Driver Training and Evaluations
2015	Courage to be Safe Certification
2015	NICOR Gas Training School
2015	Class B Non-CDL Road Tests
2015	Vehicle and Machinery Tech Certification- HINS/CH/WSPR
2015	NIMS Training
2015	Officer Development-Auto Aid Training
2015	Haz-Mat Operations Certification
2015	CITGO Training
2015	Disaster Training – Mutual Table Top Exercise
2015	IRMA Quarterly Meetings
2015	IRMA Regulatory Training
2015	Mutual Training and Meetings
2015	Recruitment & Retention Training
2015	Parade & Firework details
2015	Fire Prevention Open House – Silent Parade
2015	Live Flashover Training-Frankfurt MABAS
2015	Fire Officer II Training



## **2015 DEPARTMENT REGULATORY TRAINING**

January	Hearing Conservation
February	Lock out / Tag out
March	IC Scene Management
April	Back Injury Prevention
May	Sexual Harassment
June	NFPA 1500 Confined Space
July	Eye Safety
August	Slips, Trips and Falls
September	Forcible Entry
October	NFPA Bloodborne Path
November	Building Evac & Emergencies
December	CO Emergencies